



Grade 1 Weekly Plan

Jan 7-11

SPECIAL ANNOUNCEMENTS

Jan 7th No school
Jan 8th Welcome back

Online Resources:



Seesaw: <https://web.seesaw.me/>



<https://www.kidsa-z.com/main/Login/teacherUsername/>



<https://ca.ixl.com/signin/hayatuni>



www.education.com/games/play (optional)



<https://wow.boomlearning.com/> (optional)

Assessments

View Resource section to identify the skills that will be on the assessments
All assessments will be on Thursday unless otherwise noted.































Review all subjects

Upcoming:

Thursday, Jan 18th – Math assessment

Thursday, Jan 18th – Sight word 3A assessment

Subject	Learning Objective	Resources
<p>Phonics</p>	<p>The students will view and practice sound cards. Assessments will be over any sounds learned. Please view below.</p> <p>Please click on the Sound Card Video and practice with your child daily for the length of the video (6 minutes)</p> <p>Review letter identification and sounds: /h/r/m/d/g/o/u/l/f/b/ai/j/oa/ie/ee/or/z/w /ng/v/oo/y/x/ch/sh//th/qu/ou/oi /ue/er/ar</p> <p>Upcoming: Jolly Phonics Book2</p>	<p>Sound Card Video</p> <p>Jolly Phonics Book 1</p> <p>Jolly Phonics book 2 (current)</p> <p>January Jolly Phonics Pacing Calendar</p> <p>February Jolly Phonics Pacing Calendar</p>
<p>Reading</p>	<p>Teachers will be focused on completing beginning of year assessments</p> <p>Read Aloud Options Teacher's choice Focus on starting guided reading groups</p> <p>Continue Reading Strategy Animals</p> <p>Continue comprehension practice</p> <p>Vocabulary: "Good Readers", concepts of print, front cover, back cover, spine,</p>	<p>NEW!!!! Sight word Slides</p> <p>Reading Strategies Animals</p> <p>Characters & Setting</p>

	<p>words, spaces, sentences Sight words List 3A</p>	<p>Problem & Solution</p> <p>Sight words List 3A &3B</p>												
Writing	<p>Review: Parts of Speech: Review common and proper nouns, verbs, and adjectives</p> <p>Students will have penpals within the class and within grade 1. Students will write letters to their penpal using 5 Star sentences. Ongoing: 5 Star Writing</p> <table border="1" style="margin-left: auto; margin-right: auto;"> <thead> <tr> <th colspan="2" style="text-align: center;">5 Star Writing</th> </tr> </thead> <tbody> <tr> <td style="text-align: center;"></td> <td>Capital letter to start my sentence.  I see a dog.</td> </tr> <tr> <td style="text-align: center;"></td> <td>Punctuation to end my sentence. Where is the dog? </td> </tr> <tr> <td style="text-align: center;"></td> <td>Use finger spaces. The dog is brown. </td> </tr> <tr> <td style="text-align: center;"></td> <td>Use neat handwriting & phonemic spelling. K k </td> </tr> <tr> <td style="text-align: center;"></td> <td>My sentence makes sense. </td> </tr> </tbody> </table>	5 Star Writing			Capital letter to start my sentence.  I see a dog.		Punctuation to end my sentence. Where is the dog? 		Use finger spaces. The dog is brown. 		Use neat handwriting & phonemic spelling. K k 		My sentence makes sense. 	<p>Grammar Book</p> <p>Nouns Video</p> <p>Verbs Video</p> <p>Adjectives</p> <p>The Sentence Song</p>
5 Star Writing														
	Capital letter to start my sentence.  I see a dog.													
	Punctuation to end my sentence. Where is the dog? 													
	Use finger spaces. The dog is brown. 													
	Use neat handwriting & phonemic spelling. K k 													
	My sentence makes sense. 													
Math	<p>Students will learn number sense using 10 and 20 frames (double ten frames).</p> <p>Vocabulary words: Number ID, Counting, ones, tens, patterns, counting on, counting backwards, "how many?", more, less, place value, tens, ones</p> <p>Number sense: Identifying, writing & counting numbers within 20, writing number names to 20. Learning place value. Groups of ten.</p>	<ul style="list-style-type: none"> • Counting to 100 • Numbers in the teens • Friends of 10 • Counting Backwards from 20 • Patterns Video • Jump math Book 1.1 												
Socials/ Science	<p>The students will learn about needs vs. wants. Needs vs. Wants Video1</p>	<p>Hayat High 5 Theme:</p>												

	<p>Needs vs. Wants Brainpop Video But I Want It! Read aloud Lily Learns About Wants and Needs Read Aloud</p> <p>Ongoing- planting a garden at HUBS</p>	<p>-Be Responsible -Be Responsible Song</p>
--	--	---